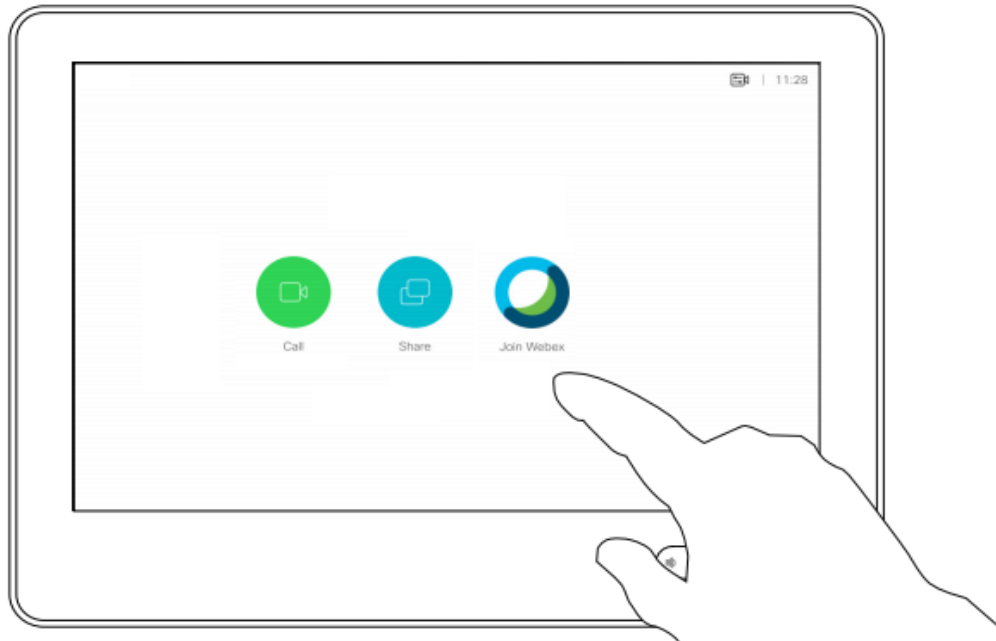
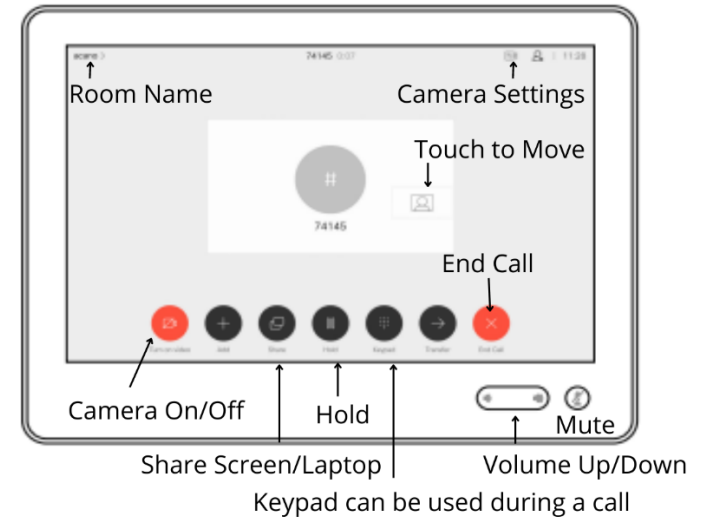


Join a Webex Meeting

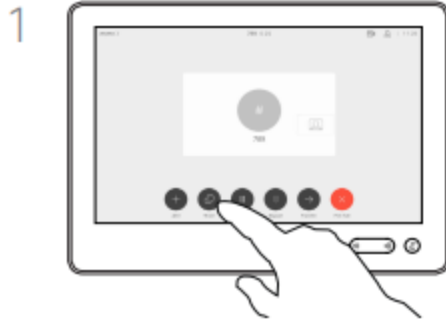


Tap **Join Webex**. Then key in the meeting number you received in your invite and tap **Join**.

Basic Settings & Navigating Touch 10



Share Content in a Call



Connect the source to the video system with a suitable cable, make sure it has been switched on and tap **Share**.



Tap **Local preview** to view the content to be shared on your own video system only. This will not be shared with the remote participants.

Tap the X in the upper right corner, as shown, to return to the previous display.

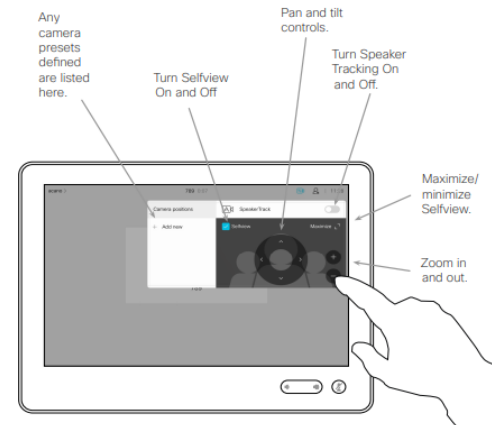
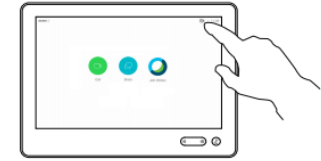


To discontinue the preview, tap **Stop preview**.
To share content with the remote participants, tap **Share in call**.

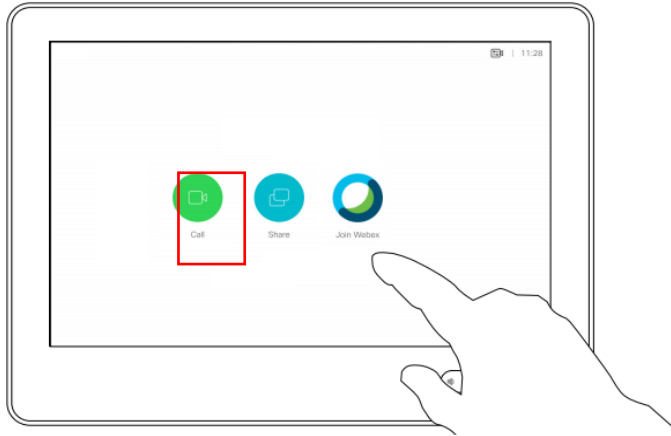


To discontinue sharing content with the remote participants, tap **Stop sharing**.


Adjust Camera Settings



Call A Phone Number



Tap **Call**. Then tap in the Search or Dial search bar.



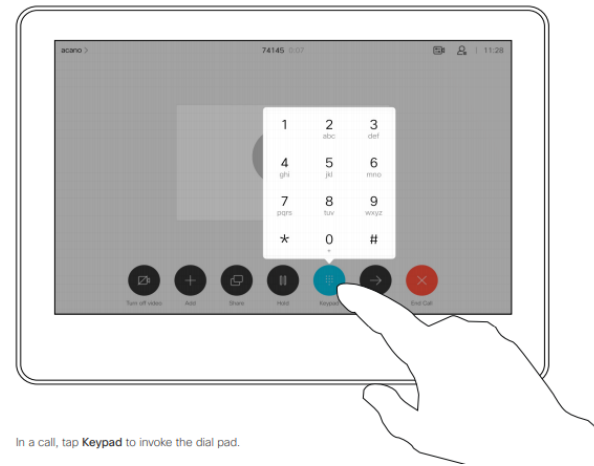
You can search for people and meeting rooms or dial a meeting address "example@example.com"



Enter the phone number and tap **Call**

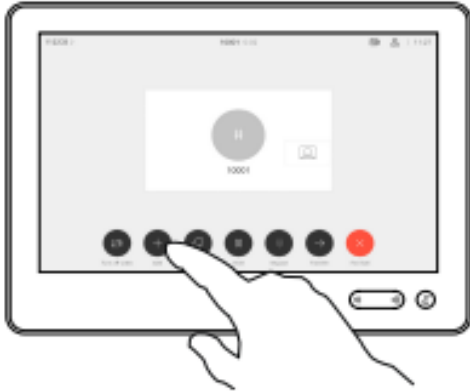
View Keypad While in Call

In a call you may get prompted to submit numbers to reach an extension or enter a pin. Invoke the keypad on the touchscreen

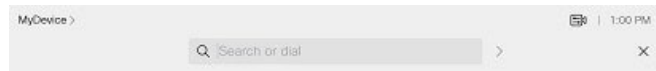


In a call, tap **Keypad** to invoke the dial pad.

Conference in a new phone number



Tap **Add**. Then tap in the Search or Dial search bar.

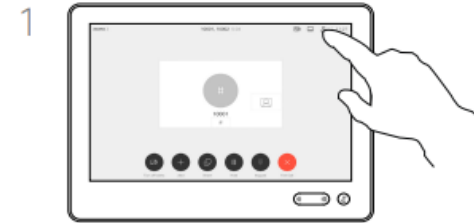


You can search for people and meeting rooms or dial a meeting address "example@example.com"



Enter the phone number and tap **Call**
The new call is added to the existing one

Disconnect a Participant from the Conference



In a call, tap the **Participants** icon in the upper right corner, as shown, to invoke the list of participants.



Tap the one you want to disconnect from the conference.



Tap **Drop**.