

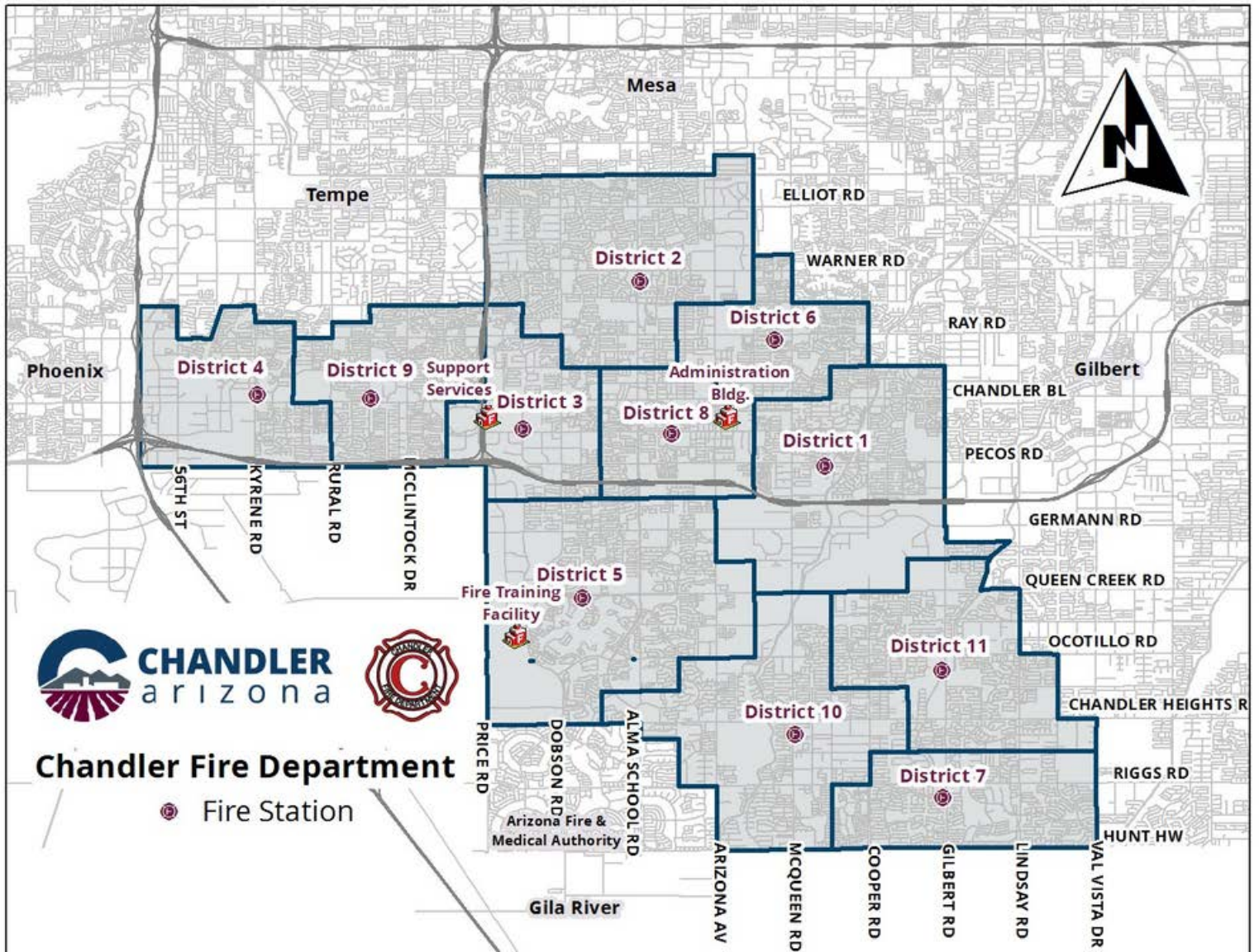


# Chandler Fire Department Annual Report



**CHANDLER**  
arizona

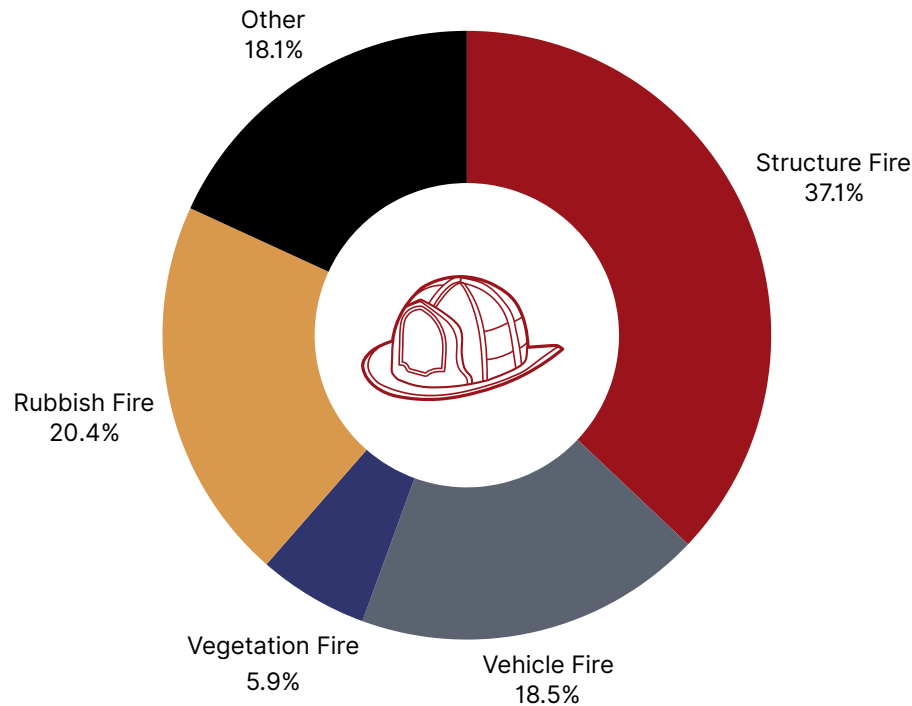
# About Us



The Chandler Fire Department (CFD) provides fire, emergency medical, hazardous materials, technical rescue services, and crisis response services to Chandler residents and neighboring cities. CFD maintains 11 fire stations throughout the City, a state-of-the-art training facility, mechanical maintenance facility, and an emergency operations center (housed at the Fire Administration Building).

# FIRE

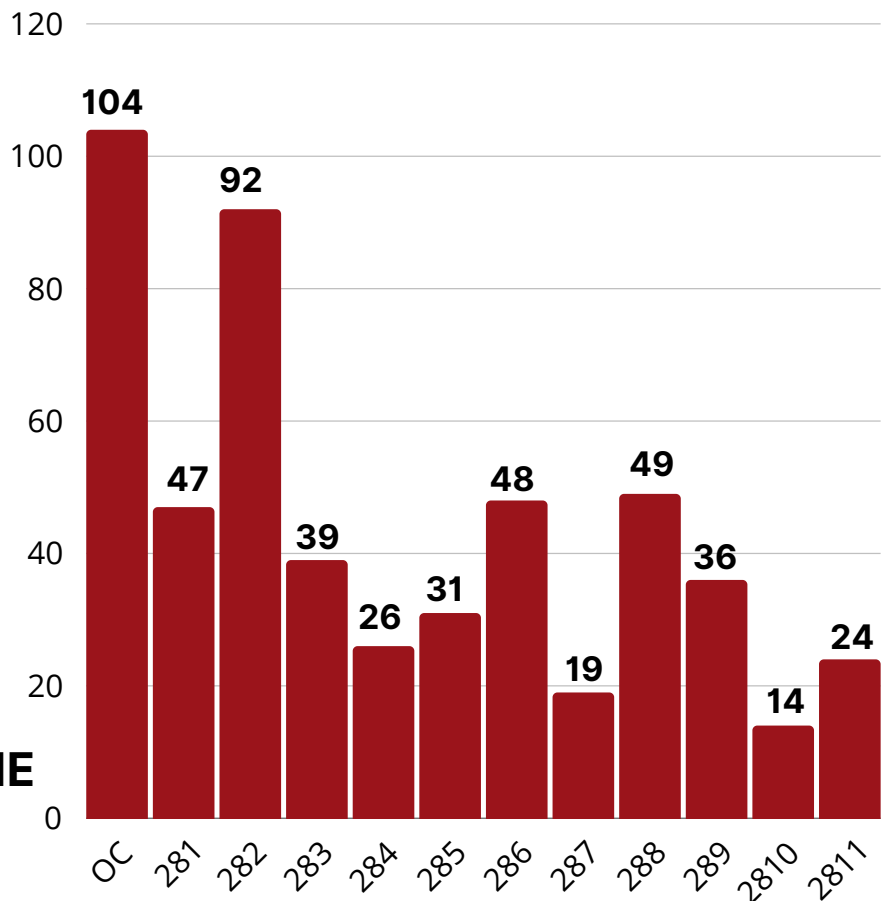
## 2021 FIRE INCIDENTS BY TYPE



In 2021, Chandler Fire Department responded to a total of 529 fire-related calls. Approximately 37.1% of these calls were in response to structure fires, with rubbish/dumpster fires and vehicle fires representing the second and third highest fire call types, respectively.

Of the 529 fire-related incidents, Station 282 responded to the most calls within City limits. Out of city incidents (OC) occur as a result of the robust automatic aid system with surrounding jurisdictions and several stations are represented within this call volume due to their proximity to neighboring cities.

## 2021 FIRE INCIDENTS BY DISTRICT



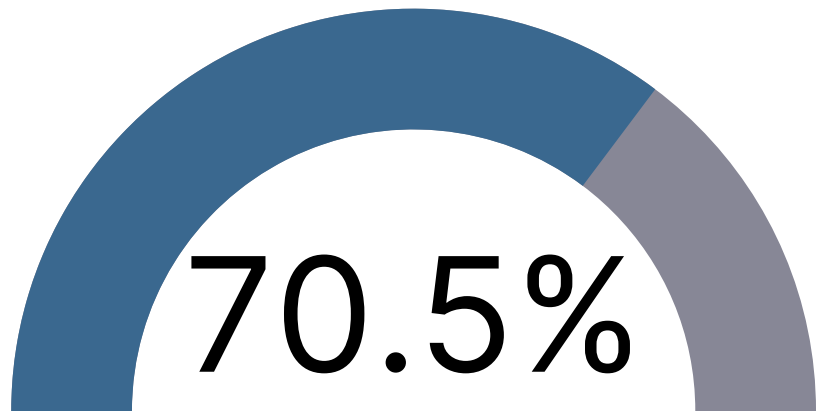
# 05:41

**90TH PERCENTILE  
DEPARTMENT RESPONSE TIME**

*Dispatch to First Unit Arrival Time*

# **Fire Incident Heat Map - 2021**

# EMS



## OF EMS CALLS FELL WITHIN THESE DISPATCH CATEGORIES:

- Fall Injury
- Difficulty Breathing
- Ill Person
- ALOC
- Chest Pain
- Vehicle Accident
- Heart Problems
- Injured Person
- Seizure
- Unconscious

In 2021, Chandler Fire Department responded to a total of 21,529 medical calls. Medical calls made up 76% of the Department's total call volume for the year.

Station 282 responded to the highest number of medical incidents within the City, with Stations 283 and 285 following with the second and third largest number of medical incidents, respectively.

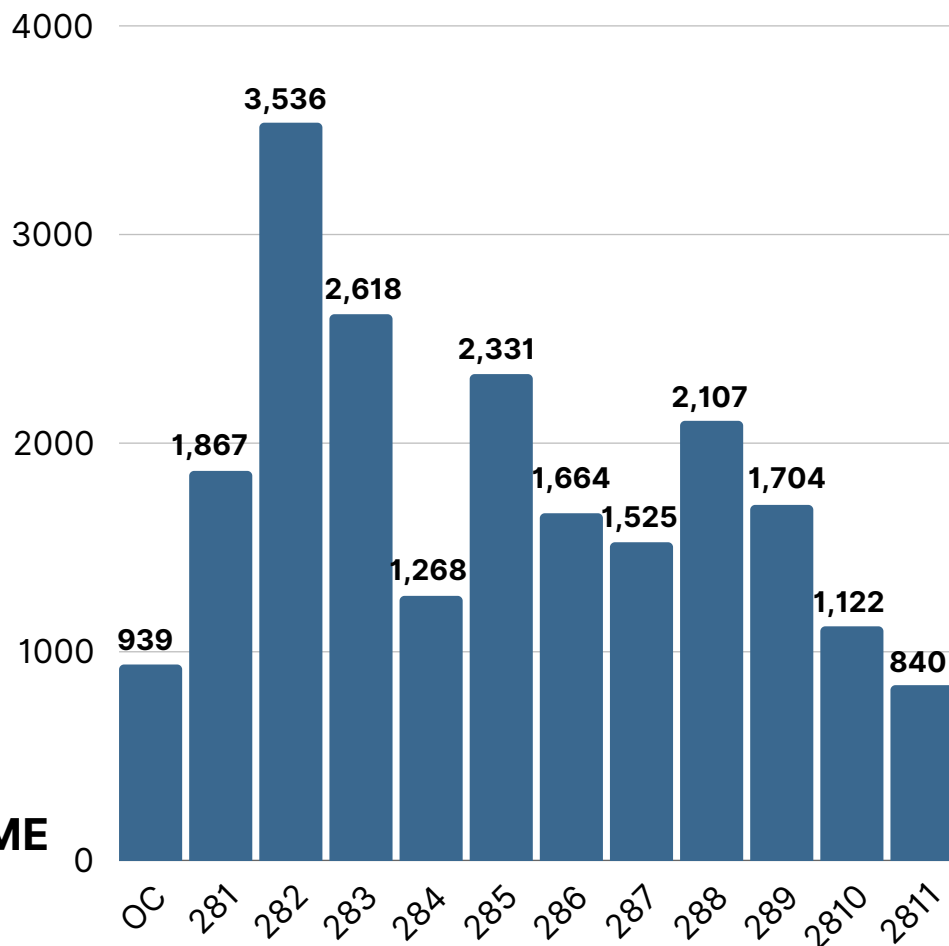


# 05:57

## 90TH PERCENTILE DEPARTMENT RESPONSE TIME

*Dispatch to First Unit Arrival Time*

## 2021 EMS INCIDENTS BY DISTRICT



# **EMS Incident Heat Map - 2021**

# HAZMAT

In 2021, Chandler Fire Department responded to a total of 222 HazMat related calls. CFD's HazMat unit is housed out of Station 284 due to its proximity to the City's most commercial properties with hazardous materials.

Station 281 responded to 28 HazMat-related calls within the City during the year, representing the highest volume of HazMat responses out of all of the stations. Out of City responses represented the highest volume, once again due to the robust automatic aid system within the region.

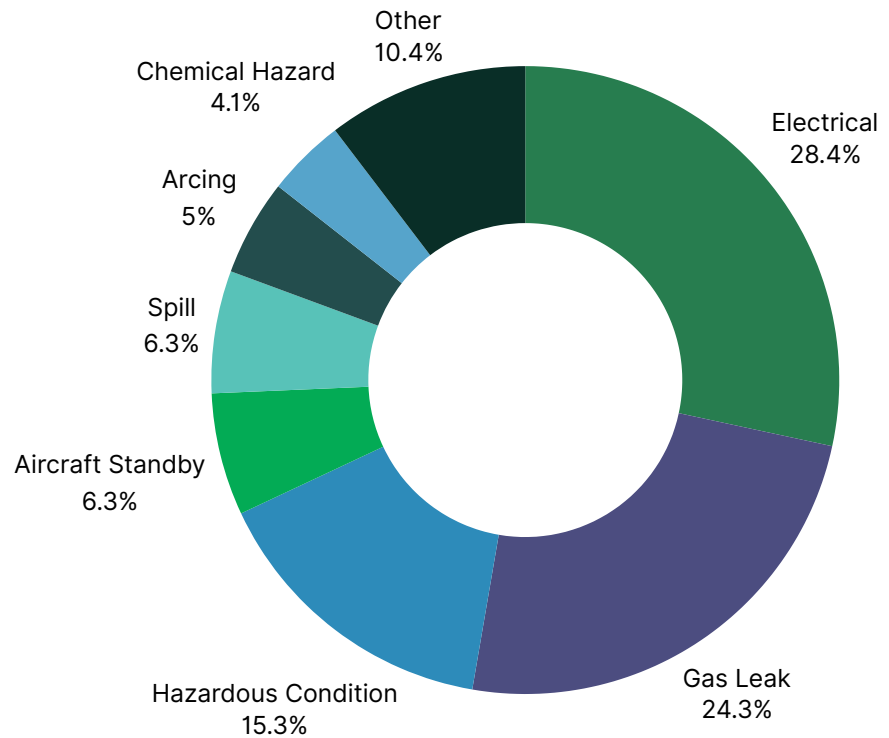
# 06:16



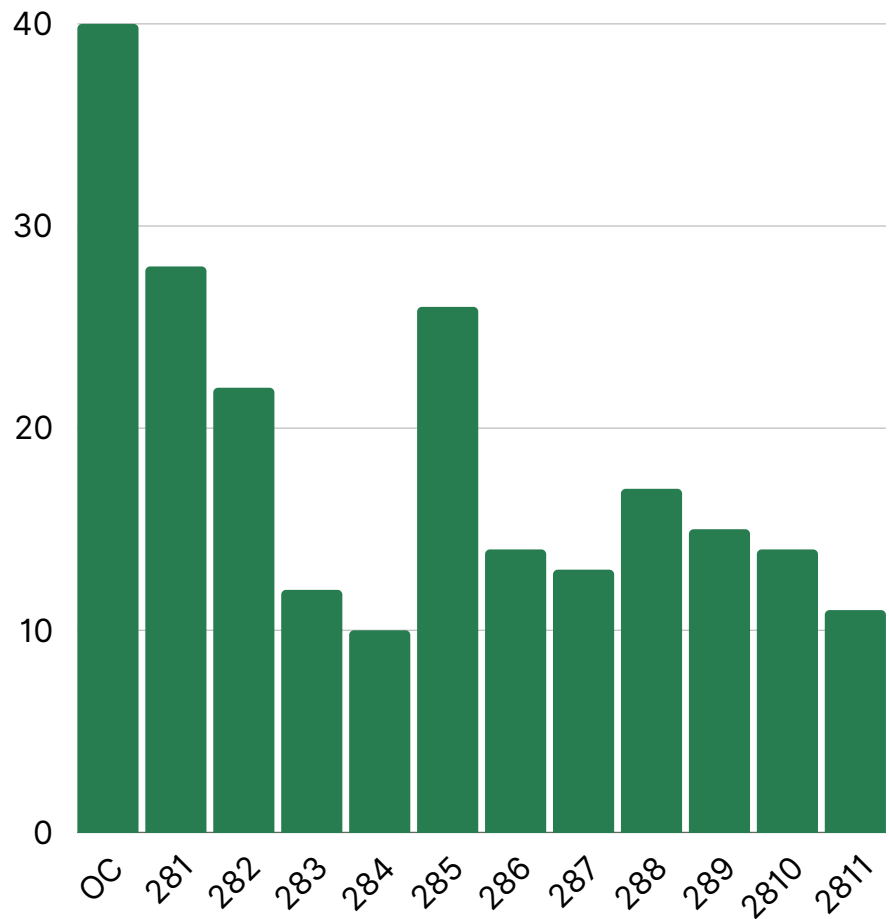
**90TH PERCENTILE  
DEPARTMENT RESPONSE TIME**

*Dispatch to First Unit Arrival Time*

## 2021 HAZMAT INCIDENTS BY TYPE



## 2021 HAZMAT INCIDENTS BY DISTRICT



# **HazMat Incident Heat Map - 2021**



# TECHNICAL RESCUE TEAM (TRT)

In 2021, Chandler Fire Department responded to a total of 28 Technical Rescue Team (TRT) incidents. Most incidents took place outside of City limits.

Station 2810 responded to two TRT incidents within City limits within the year. While most TRT incidents take place outside City boundaries, CFD TRT teams remain trained in technical rescue skills to assist regionally on a variety of rescues.

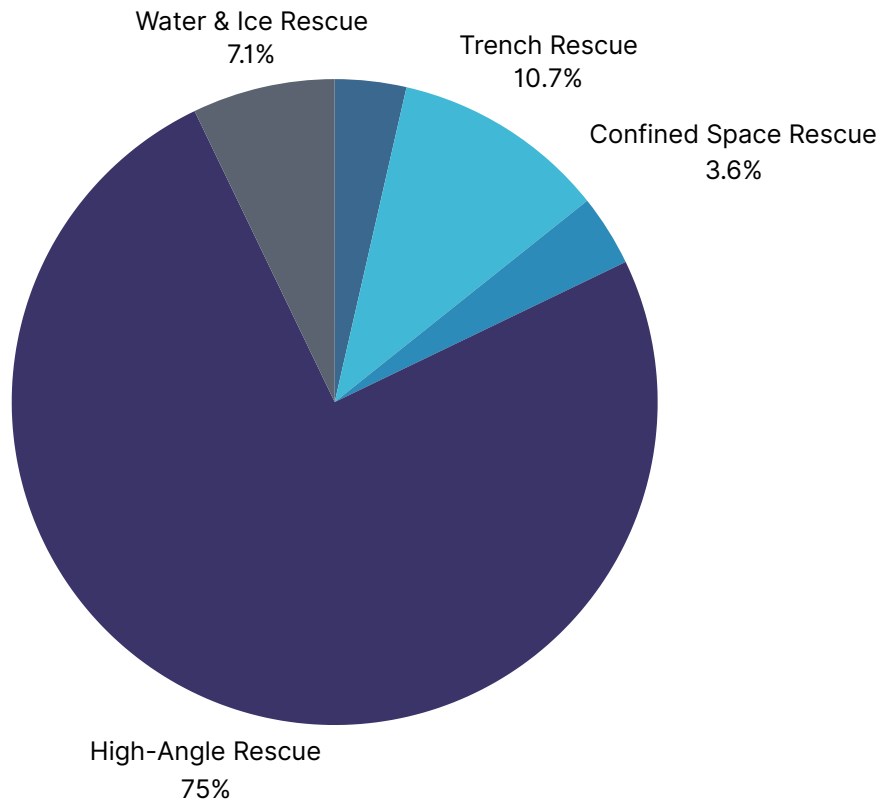


## 04:02

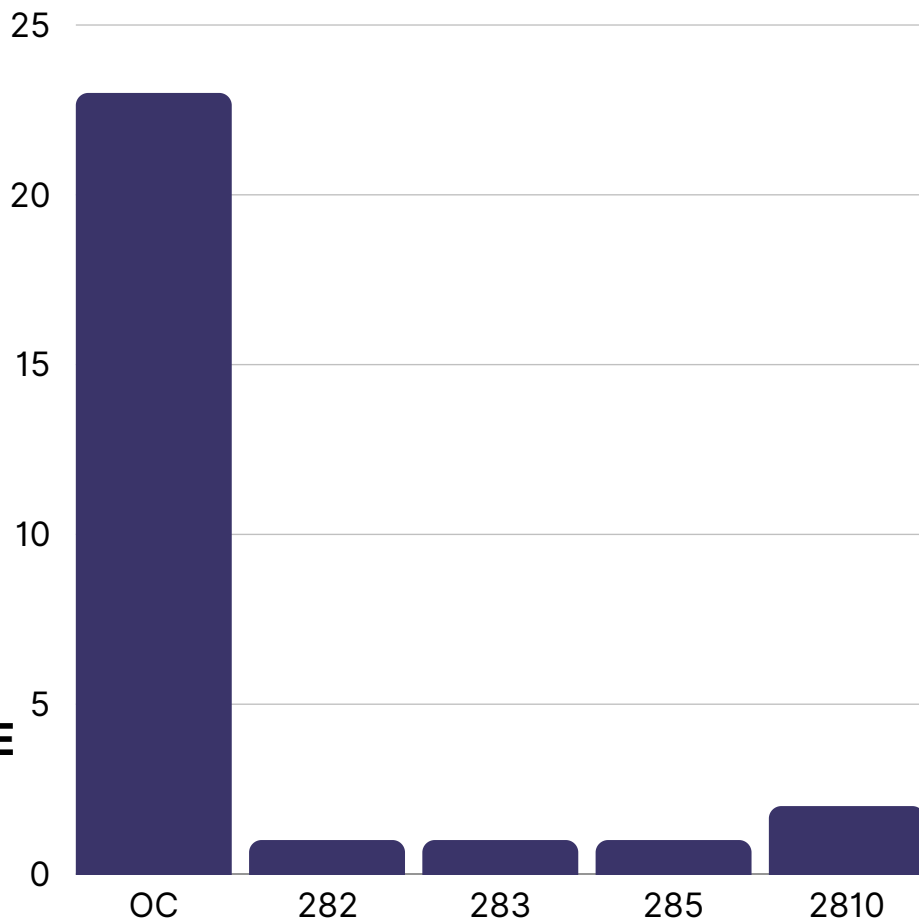
**90TH PERCENTILE  
DEPARTMENT RESPONSE TIME**

*Dispatch to First Unit Arrival Time*

## 2021 TRT INCIDENTS BY TYPE



## 2021 TRT INCIDENTS BY DISTRICT



# **TRT Incident Heat/Plot Map - 2021**

**Picture of Council from 2021??**



**Chandler Fire Department**

151 E. Boston St.

Chandler, AZ 85225

480-782-2120 | Fax: 480-782-2125

[chandleraz.gov/fire](http://chandleraz.gov/fire)

 ChandlerFire

 ChandlerFireDept