



## **SYSTEM DEVELOPMENT FEE SCHEDULE**

**Effective July 15, 2019**

For further information contact:  
Daryl Racz at 480-782-3336

[Daryl.Racz@chandleraz.gov](mailto:Daryl.Racz@chandleraz.gov)

**CITY OF CHANDLER, ARIZONA**  
**SYSTEM DEVELOPMENT FEE SCHEDULE (IMPACT FEES)**

Chandler Municode Section 38

Effective July 15, 2019

<b>System Development Fees</b>	<b>Single Family Fee Amount** (per unit)</b>	<b>Multi-family Fee Amount** (per unit)</b>
Fire	\$218.00	\$161.00
Police	\$127.00	\$94.00
Parks, NW Service Area	\$983.00	\$729.00
Parks, NE Service Area	\$237.00	\$176.00
Parks, SE Service Area	\$2,338.00	\$1,735.00
Library	\$61.00	\$44.00
Public Buildings	\$110.00	\$79.00
Water (does not include meter installation)	\$3,397.00	\$1,281.00
Wastewater	\$4,024.00	\$1,940.00
Reclaimed Water	\$837.00	\$403.00
Arterial Streets*	\$3,869.00	\$2,190.00
<b>TOTAL (if all fees apply) Parks NW</b>	<b>\$13,626.00</b>	<b>\$6,921.00</b>
<b>TOTAL (if all fees apply) Parks NE</b>	<b>\$12,880.00</b>	<b>\$6,368.00</b>
<b>TOTAL (if all fees apply) Parks SE</b>	<b>\$14,981.00</b>	<b>\$7,927.00</b>
<b>Total without Arterial Streets - Parks NW</b>	<b>\$9,757.00</b>	<b>\$4,731.00</b>
<b>Total without Arterial Streets - Parks NE</b>	<b>\$9,011.00</b>	<b>\$4,178.00</b>
<b>Total without Arterial Streets - Parks SE</b>	<b>\$11,112.00</b>	<b>\$5,737.00</b>

\* Arterial Street Fees apply only in certain areas. See Arterial Street Impact Fee Area Map

\*\* Residences may also be charged Solid Waste Fees and other City Fees as appropriate.

*Be sure to check with Development Services Staff for all charges pertaining to permits.*

**CITY OF CHANDLER, ARIZONA**  
**SYSTEM DEVELOPMENT FEE SCHEDULE (IMPACT FEES)**  
Chandler Municode Section 38  
Effective July 15, 2019

<b>System Development Fees</b>	<b>Commercial Fee Amount (per bldg. Sf)</b>	
Fire	\$0.22	Retail
	\$0.20	Office
	\$0.04	Industrial
	\$0.06	Institutional
Police	\$0.13	Retail
	\$0.11	Office
	\$0.02	Industrial
	\$0.03	Institutional
Public Buildings	\$0.12	Retail
	\$0.08	Office
	\$0.02	Industrial
	\$0.03	Institutional
Water (does not include meter installation)	See Table 1	
Wastewater	See Table 1	
Reclaimed Water	See Table 1	
Arterial Streets*	\$5.04	Retail
	\$4.04	Office
	\$1.17	Industrial
	\$0.97	Institutional
<b>TOTAL (if all fees apply)</b>	<b>\$5.51</b>	<b>Retail</b>
	<b>\$4.43</b>	<b>Office</b>
	<b>\$1.25</b>	<b>Industrial</b>
	<b>\$1.09</b>	<b>Institutional</b>
<b>Total without Arterial Streets</b>	<b>\$0.47</b>	<b>Retail</b>
	<b>\$0.39</b>	<b>Office</b>
	<b>\$0.08</b>	<b>Industrial</b>
	<b>\$0.12</b>	<b>Institutional</b>

\* Arterial Street Fees apply only in certain areas. See Arterial Street Impact Fee Area Map

*Be sure to check with Development Services Staff for all charges pertaining to permits.*

**TABLE 1**  
**CITY OF CHANDLER, ARIZONA**  
**SYSTEM DEVELOPMENT CHARGE**  
Effective July 15, 2019

The following fees apply to commercial and landscape water meters.

Landscape meters will be assessed **only** the water system development fee

System Development Fees do not apply to reclaimed water meters utilizing reclaimed water










Commercial / Industrial		System Development Charge			
Meter / Service Size, in.	Meter Type	Water	Wastewater	Reclaimed Water	Total
3/4"*	Disc	\$5,096.00	\$6,036.00	\$1,256.00	\$12,388.00
1-0"	"	\$8,493.00	\$10,060.00	\$2,093.00	\$20,646.00
1-1/2"	"	\$16,985.00	\$20,120.00	\$4,185.00	\$41,290.00
2-0"	Disc/Turbine	\$27,176.00	\$32,192.00	\$6,696.00	\$66,064.00
3-0"	Compound	\$54,352.00	\$64,384.00	\$13,392.00	\$132,128.00
4-0"	"	\$84,925.00	\$100,600.00	\$20,925.00	\$206,450.00
6-0"	"	\$169,850.00	\$201,200.00	\$41,850.00	\$412,900.00
8-0"	"	\$271,760.00	\$321,920.00	\$66,960.00	\$660,640.00
3-0"	Turbine	\$59,448.00	\$70,420.00	\$14,648.00	\$144,516.00
4-0"	"	\$101,910.00	\$120,720.00	\$25,110.00	\$247,740.00
6-0"	"	\$212,313.00	\$251,500.00	\$52,313.00	\$516,126.00
8-0"	"	\$305,730.00	\$362,160.00	\$75,330.00	\$743,220.00

\* This size meter is only available for landscape use only



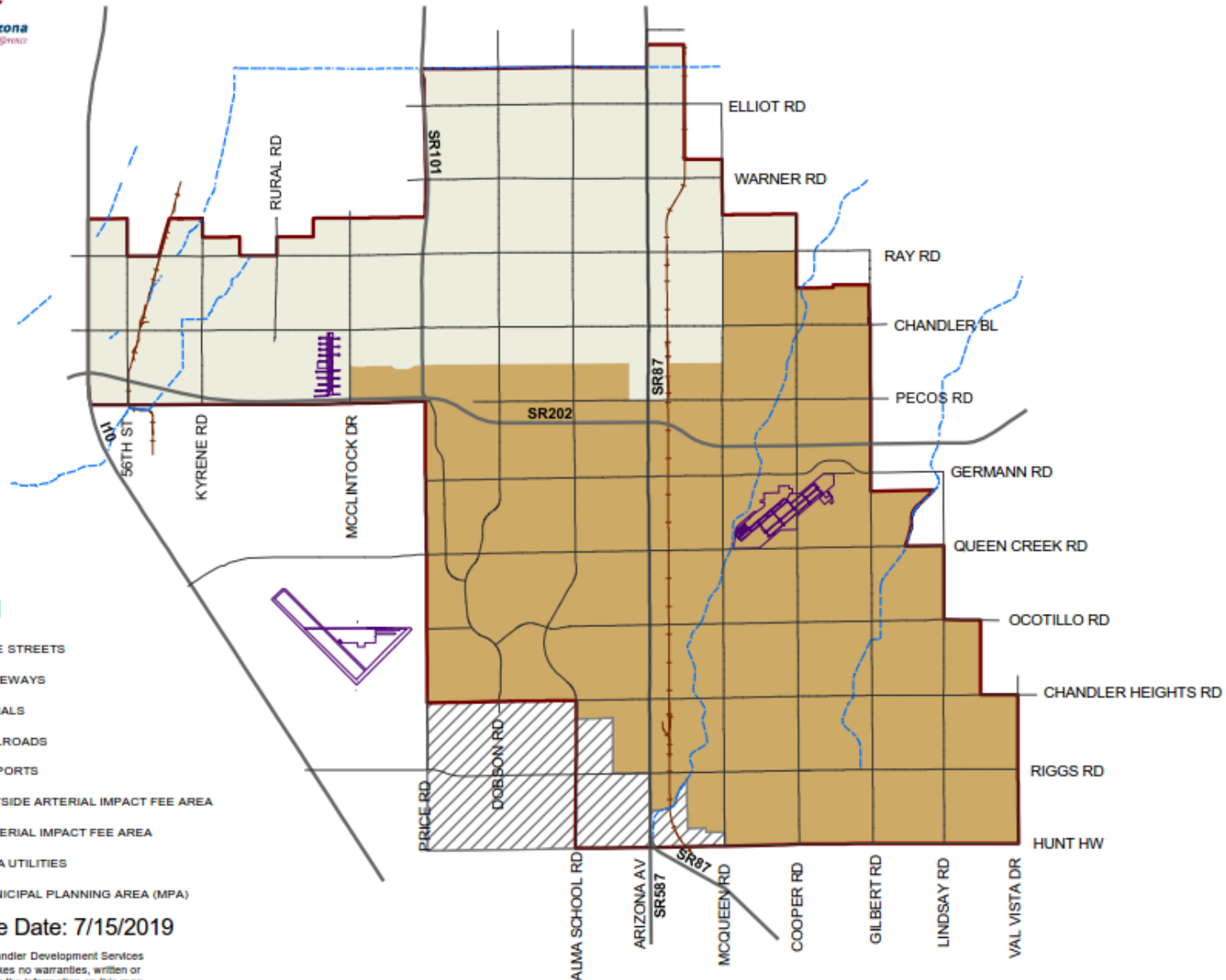
# City of Chandler Arterial Street Impact Fee Area Map

## Legend

-  MILE STREETS
-  FREEWAYS
-  CANALS
-  RAILROADS
-  AIRPORTS
-  OUTSIDE ARTERIAL IMPACT FEE AREA
-  ARTERIAL IMPACT FEE AREA
-  PIMA UTILITIES
-  MUNICIPAL PLANNING AREA (MPA)

Effective Date: 7/15/2019

The City of Chandler Development Services Department makes no warranties, written or implied regarding the information on this map.





# City of Chandler Park Service Area Map

