



**Chandler • Arizona**  
Where Values Make The Difference

# CityScope

a community newsletter for the residents of Chandler

March-April 2018  
www.chandleraz.gov



## Reminders...

Please see inside, pages 2-3, for the City's Annual Financial Report Summary.

.....

Did you know the City has more than two dozen boards and commissions that residents can serve on?

Visit [chandleraz.gov](http://chandleraz.gov) and select Boards and Commissions from the Government drop-down menu for more information.

.....

Chandler has developed an Annual Report to highlight the City's successes during the year 2017. The report highlights accomplishments that have moved our community forward and reports on all aspects of City services.

View the annual report at [chandleraz.gov](http://chandleraz.gov).

.....

Did you know, it's simple to go paperless? By receiving and paying your bill online, you'll spend less time writing checks, mailing payments, and tracking due dates. You can even view previous bills and payments online. And you won't miss out on the valuable information in the CityScope, you'll receive an online link when your bill is ready! For information on registering your account, visit [chandleraz.gov/utilitybill](http://chandleraz.gov/utilitybill).

.....

The estimated population for the City of Chandler as of Feb. 1, 2018, is 255,996 (+129 from last month).

## Join the Mayor's Listening Tour on April 3

Mayor Jay Tibshraeny will join Chandler's Neighborhood Advisory Committee (NAC) Tuesday, Apr. 3, 2018, in hosting a neighborhood meeting as part of a "Mayor's Listening Tour."

The tour is designed to engage residents in conversations about the challenges they face within their neighborhoods and what they love about Chandler. Staff will provide information on City resources and services available to residents. The neighborhood event will begin at 6 p.m. and Mayor Tibshraeny will speak at 7 p.m. at Frye Elementary School, which is located at 801 E. Frye Rd.

For more information, contact the Neighborhood Programs Office at 480-782-4354.

### You're invited!

Mayor's Listening Tour  
April 3, 2018 at 7 p.m.  
Frye Elementary School  
801 E. Frye Rd.



## Chandler Fire reminds the ABC's of water safety

### Join the Water Safety Walk on April 7

Chandler Fire, Health & Medical wants everyone to enjoy the water safely this summer. You can help by following the ABC's of water safety:

#### Adult Supervision

- A**
- Keep infants and toddlers within arms' reach.
  - Floaties are toys. Use life jackets. They save lives.
  - Give children 100 percent of your attention. Turn off your phone.

#### Always swim with a buddy.

- A**
- Adults and teens, remember, you are never old enough to swim alone.
  - Let someone know you are going in the water.

#### Barriers to Water

- B**
- Maintain fences and barriers. Use self-closing and self-latching gates.
  - Empty wading pools, tubs and buckets immediately after each use.

#### Be alert.

- B**
- Don't swim after taking medications that could make you feel drowsy.
  - Never mix alcohol with any kind of water-related activity.

#### Classes

- C**
- Ensure all family members know how to swim. Call 480-782-2750 or go to [chandleraz.gov/aquatics](http://chandleraz.gov/aquatics).
  - Learn CPR for children and adults. Call 480-782-2113 or go to [chandleraz.gov/fire](http://chandleraz.gov/fire).

#### Classes

- C**
- Not a strong swimmer? Take swimming lessons. Call 480-782-2750 or go to [chandleraz.gov/aquatics](http://chandleraz.gov/aquatics).
  - Learn CPR for children and adults. Call 480-782-2113 or go to [chandleraz.gov/fire](http://chandleraz.gov/fire).

Remember, 100 percent of drownings are preventable. Please swim safely! The City of Chandler once again invites the community to participate in the "Eye-to-Eye to Supervise" drowning prevention campaign. During the annual Water Safety Walk on Saturday, Apr. 7, 2018, join with the Fire, Health & Medical Department and Aquatics Division to walk door-to-door delivering water safety information to Chandler households.

To volunteer, call 480-782-2120, or email [chandlerfire@chandleraz.gov](mailto:chandlerfire@chandleraz.gov).

Follow us on Twitter at: [www.twitter.com/cityofchandler](http://www.twitter.com/cityofchandler), or on Facebook: [www.facebook.com/cityofchandleraz](http://www.facebook.com/cityofchandleraz)

# 2016-17 City of Chandler Financial Report Summary

## Dear Chandler Resident:

This financial report summary provides information concerning the financial condition of the City of Chandler for the fiscal year ending June 30, 2017. This information is principally extracted from Chandler's Comprehensive Annual Financial Report (CAFR), upon which our auditor, Heinfeld, Meech & Co., has issued its audit report.

In addition, I am pleased to inform you that Chandler again has received the prestigious Certificate of Achievement for Excellence in Financial Reporting Award from the Government Finance Officers Association of the United States and Canada for our June 30, 2016 financial report. A copy of the award is included in the June 2017 CAFR, and the City is proud to have received the award for the 35th consecutive year. The award is reflective of the City's commitment to provide citizens with a complete and fair presentation of our financial affairs. Copies of Chandler's CAFR can be obtained from the Management Services Department, 175 S. Arizona Ave. The report also can be reviewed at either the City Clerk's Office, the Downtown Chandler Public Library or on the Web at [chandleraz.gov](http://chandleraz.gov).

Also included in this financial report summary is information concerning Chandler's operating and capital budgets for the past and current fiscal year. Chandler's budgeted programs and services represent our commitment of allocating City resources to maintain citizens' quality of life and prosperity in our community. Budget resources are programmed to meet the day-to-day requirements of the City, as well as to facilitate progress toward our long-range goals and programs. We will continue to provide our community with essential citizen services and fiscally conservative management of our finances.

*Jay Tibshraeny*  
Mayor

The Fiscal Year 2017-18 Annual Budget and 2018-27 Capital Improvement Program are available at the Chandler Public Libraries, on the City's website: [chandleraz.gov/budget](http://chandleraz.gov/budget) and at the Chandler Budget Office, located at 175 S. Arizona Ave. Call 480-782-2252 for more information.

## PROPERTY TAX

During the 2016-17 fiscal year, you paid \$11.79 per \$100 of assessed valuation in property taxes. Of this rate, only \$1.16 or 9.84 percent was levied by the City of Chandler.

In 2017-18, you will pay \$11.62 per \$100 of assessed valuation in property taxes, of which only \$1.14 or 9.81 percent is levied by the City of Chandler.

In other words, only 10 cents of each property tax dollar will be for City purposes in Fiscal Year 2017-18.

### Distribution of the 2016-17 Property Tax Dollar:

0¢	22¢	68¢	10¢
State of Arizona	County, Flood Control, and Central Arizona Project	Chandler Unified School District & Maricopa Community College District	City of Chandler

For information on districts other than Chandler, call 480-782-2333.

## STATEMENT OF NET ASSETS

ASSETS	June 30, 2017
Cash and Investments	\$ 577,819,199
Receivables	39,940,926
Inventories	999,181
Investment in Joint Venture	56,024,463
Capital Assets, Net	1,543,124,654
Other Assets	497,167
<b>Total Assets</b>	<b>2,218,405,590</b>

DEFERRED OUTFLOWS OF RESOURCES	
Deferred Outflows of Pension Plan Items	75,422,026
Deferred Amounts on Refundings	21,310,496

LIABILITIES	
Accounts Payable	27,226,041
Accrued Payroll	10,586,568
Trust Liabilities and Deposits	12,379,646
Accrued Interest	10,518,559
Compensated Absences	11,614,450
Net Pension Liability	297,215,945
Other Post Employment Benefits	26,469,669
Bonds Payable	568,997,296
Landfill Closure and Postclosure	4,340,000
Claims and Judgements Payable	6,007,859
Other Liabilities	1,260,210
<b>Total Liabilities</b>	<b>976,616,243</b>

DEFERRED INFLOWS OF RESOURCES	
Deferred Inflows of Pension Plan Items	16,468,659

NET POSITION	
Invested in Capital Assets	1,027,037,186
Restricted	154,984,066
Unrestricted	140,031,658
<b>Total Net Position</b>	<b>\$1,322,053,210</b>

## GENERAL GOVERNMENT PROPERTY, PLANT AND EQUIPMENT

	June 30, 2017	June 30, 2016
Land	\$ 85,355,474	\$ 85,355,474
Infrastructure and Streets	681,653,169	666,363,540
Buildings and Improvements	401,497,791	390,195,526
Machinery and Equipment	90,763,082	84,281,840
Construction in Progress	66,785,688	68,650,481
	<u>\$1,326,055,204</u>	<u>\$1,294,846,861</u>

## SUMMARY OF GENERAL GOVERNMENTAL CAPITAL IMPROVEMENT ACTIVITY

	June 30, 2016	Additions	Deletions	June 30, 2017
General Government	\$ 140,851,933	\$ 4,057,779	\$ (85,626)	\$ 144,824,086
Public Safety	119,167,071	8,838,013	(712,781)	127,292,303
Community Services	254,284,413	4,877,681	(69,403)	259,092,691
Transportation & Devel.	711,892,963	16,487,398	(319,925)	728,060,436
Construction in Progress	68,650,481	26,796,711	(28,661,504)	66,785,688
	<u>\$1,294,846,861</u>	<u>\$ 61,057,582</u>	<u>\$(29,849,239)</u>	<u>\$ 1,326,055,204</u>

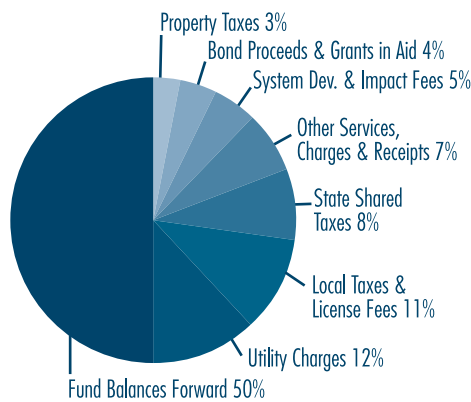
# 2016-17 City of Chandler Financial Report Summary (cont.)

## City of Chandler Budget for Fiscal Year 2016-17

### Where the Money Comes From:

Local Taxes & License Fees	\$110,025,800
State Shared Taxes	77,977,071
Utility Charges	120,442,360
System Dev. & Impact Fees	47,010,700
Other Services, Charges & Receipts <sup>(1)</sup>	66,633,439
Property Taxes	29,976,020
Bond Proceeds & Grants in Aid	35,683,322
Fund Balances Forward	483,501,895

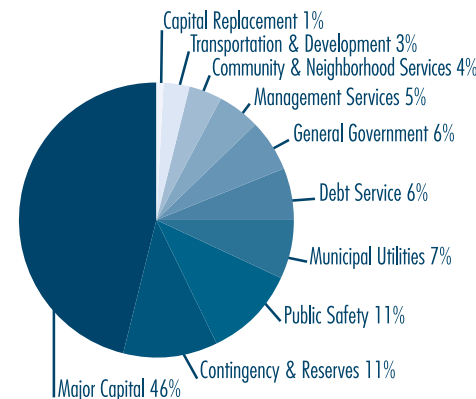
**Total** \$ 971,250,607



### Where the Money Goes:

General Government	\$ 57,295,062
Management Services	45,582,003
Community & Neighborhood Svcs.	37,447,697
Public Safety	107,594,412
Transportation & Development	28,788,967
Municipal Utilities	71,833,055
Capital Replacement	8,858,918
Debt Service	59,454,061
Contingency & Reserves	108,159,878
Capital - Major	446,236,554

**Total** \$ 971,250,607

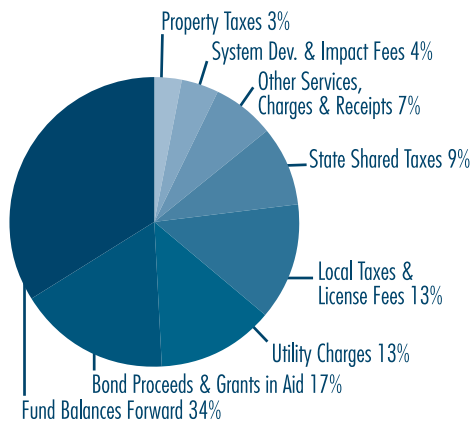


## City of Chandler Budget for Fiscal Year 2017-18

### Where the Money Comes From:

Local Taxes & License Fees	\$122,552,800
State Shared Taxes	85,533,000
Utility Charges	124,548,188
System Dev. & Impact Fees	38,002,800
Other Services, Charges & Receipts	67,857,122
Property Taxes	30,749,600
Bond Proceeds & Grants in Aid	150,641,702
Fund Balances Forward	314,660,785

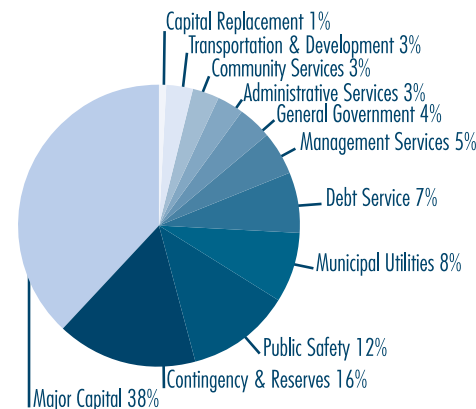
**Total** \$ 934,545,997



### Where the Money Goes:

General Government	\$ 41,894,144
Administrative Services	23,918,827
Management Services	48,121,520
Community Services	27,992,400
Public Safety	110,293,452
Transportation & Development	29,844,416
Municipal Utilities	75,578,193
Capital Replacement	6,835,345
Debt Service	62,143,209
Contingency & Reserves	147,926,231
Capital - Major	359,998,260

**Total** \$ 934,545,997



### SUMMARY OF 2017-18 BUDGETED MAJOR CAPITAL IMPROVEMENTS

<b>General Government</b>	\$ 1,252,000
<b>Airport</b>	600,000
<b>Administrative Services</b>	
Buildings & Facilities	1,654,000
Info. Tech. & ITOC	2,469,650
<b>Community Services</b>	
Cultural Affairs	6,175,000
Parks/Recreation	3,540,000
<b>Public Safety</b>	
Fire, Health & Medical	7,343,300
Police	975,000
<b>Transportation &amp; Development</b>	
Streets/Traffic	60,321,130
<b>Municipal Utilities</b>	
Water	20,352,000
Wastewater	9,775,000
Solid Waste	350,000

**\$114,807,080**



Why is it important to Shop Chandler? Sales taxes from the money you spend in Chandler help support City services, such as Police and Fire, road improvements and neighborhoods. These taxes also support a quality of life enhanced by parks, sports fields, trails, pools and recreation programs.

And it's more important than ever to support local businesses. Whether it's a large purchase, or a quick stop in the grocery store, where you choose to shop makes a difference. Chandler residents enjoy a wide variety of shopping, but those businesses rely on your support.

Shopping in Chandler also helps support many local non-profit groups. Many youth organizations, food banks and social service agencies rely on the support of the City of Chandler and donations from business owners. Visit [chandleraz.gov/shop](http://chandleraz.gov/shop).

(1) In FY2016-17, the Other Services, Charges & Receipts includes Wastewater Fund reimbursement revenue of \$2,534,358 for the Intel Plant Expansion. Intel will reimburse the City for the utility infrastructure costs initially paid by the City.

## Get your yards ready for Spring

Warmer weather is here, and it's time to get Chandler yards ready for spring. There are three options for residents to dispose of green waste.

One option is to place yard waste in the black trash container for normal weekly collection. Maricopa County and Chandler City code require that all yard waste items including leaves and grass must be bagged and tied before placing it in the trash can.

Another option is curbside bulk collection. Chandler residents can receive a free curbside bulk pick up once every six weeks. There are specific size and bundling requirements and specific locations for where items are allowed to be placed. Make a list of what you need picked up, then call to schedule your pick-up before setting items out for collection.

The third option for Chandler residents is to drop off yard waste at the Recycling-Solid Waste Collection Center (RSWCC), located at 955 E. Queen Creek Rd. The facility is open Thursday through Monday, 8 a.m. to 4 p.m., and closed Tuesdays, Wednesdays and City-observed holidays. A picture ID is required, as well as a hard copy of a current City of Chandler utility bill showing City provided solid waste services (within 60 days). Residents must haul and unload their waste, and only trash from the Chandler residence listed on the bill may be brought to this facility.

Contractors and/or persons performing work for Chandler residents are not allowed to use the RSWCC, even if they are escorted by the resident. The only exception is for residents with a physical limitation who are accommodated through prior administrative approval.

Currently, some yard waste is being diverted to a mulching facility. When dropping off yard waste, please load your truck or trailer so that the following yard waste is separate from other green waste, trash and recyclables: palm fronds/husks, tree trunks over 12 inches, grass and bagged yard waste.

Backyard composters are available at the RSWCC and backyard composting workshops are scheduled throughout the year. To register, visit [chandleraz.gov/water](http://chandleraz.gov/water) or call 480-782-3800.

Call Solid Waste Services at 480-782-3510 to schedule a bulk pick up or find out more details about any of the recycling and trash programs and services offered to residents.

## Spring time events

Spring officially begins March 20 -- a time when Arizona residents usually head outdoors before summer returns and temperatures escalate. Here in Chandler, there are many outdoor opportunities to enjoy springtime events:

The Family Easter Celebration takes place at Snedigar Recreation Center (4500 S. Basha Rd.) from 9 a.m. to noon, Sat., March 31, 2018. This egg-citing event is fun for every age with egg scrambles, face painting, candy, games and more.

You don't want to miss the Chandler Jazz Festival, April 6-7, 2018. The popular event attracts some of the best national and local Jazz and Blues performers to Downtown Chandler. The festival will be held at the Dr. A.J. Chandler Park - Stage Plaza (178 E. Commonwealth Ave.).

The annual Chandler Family Bike Ride is back! The 7.8-mile ride is free and will be held Sat., April 7, 2018. The ride starts and ends at the Chandler Park and Ride (2100 S. Hamilton St.). Find more information at [chandleraz.gov/transit](http://chandleraz.gov/transit) or call 480-782-3442.

## April calendar highlights

- 3 Mayor's Listening Tour, Frye Elementary, 480-782-4354
- 6-7 Chandler Jazz Festival, Dr. AJ Chandler Park Stage Plaza, 480-782-2735
- 7 Water Safety Walk, 480-782-2120
- 7 Lee Rocker, Center for the Arts, 480-782-2680
- 7 Chandler Family Bike Ride, Chandler Park & Ride, 480-782-3442
- 10 Time Travelers, Tumbleweed Ranch, 480-782-2717
- 12 Opening Reception: Desert Imprint, Vision Gallery, 480-782-2697
- 12, 26 City Council meeting, Council Chambers, 480-782-2180
- 14 Always & Forever: An Evening of Luther Vandross Starring Ruben Studdard, Center for the Arts, 480-782-2680
- 14 STEM Saturday, Tumbleweed Ranch, 480-782-2717
- 15 Clint Black, Center for the Arts, 480-782-2680

The award-winning *CityScope* newsletter is published monthly by the City of Chandler Communications & Public Affairs Department.  
175 S. Arizona Ave. • Chandler, AZ 85225  
Editor: Jennifer Honea • 480-782-2398

Your City officials want input on how to build a better community. Visit [chandleraz.gov](http://chandleraz.gov) and submit your comments on the "Contact Us" link.

Tune in to the City's live stream and videos on demand for live coverage, replays of meetings, original programming and more at [chandleraz.gov/video](http://chandleraz.gov/video).

Go to [chandleraz.gov](http://chandleraz.gov) for current meeting information.

In accordance with the Americans with Disabilities Act, this publication can be made available in an alternative format, if requested. It can also be made available in Spanish.

Si desea esta información en español por favor llame al teléfono 480-782-2000.



**Chandler City Council** -- Front row, from left: Councilmember Kevin Hartke, Mayor Jay Tibshraeny and Vice Mayor Nora Ellen. Back row, from left: Councilmember Sam Huang, Councilmember Terry Roe, Councilmember Mark Stewart and Councilmember René Lopez.

The Mayor & Council can be contacted at 480-782-2200.