



Chandler • Arizona
Where Values Make The Difference

CityScope

a community newsletter for the residents of Chandler

March-April 2017
www.chandleraz.gov



Reminders...

Please see inside, pages 2-3, for the City's Annual Financial Report Summary.

.....

Did you know the City has more than two dozen boards and commissions that residents can serve on?

Visit chandleraz.gov and select Boards and Commissions from the Government drop-down menu for more information.

.....

Chandler has developed an Annual Report to highlight the City's successes during the year 2016. The report highlights accomplishments that have moved our community forward and reports on all aspects of City services.

View the annual report at chandleraz.gov.

.....

For safety reasons, pedestrians are prohibited by state law (Arizona Revised Statutes 28-796) from using streets for walking or jogging if a sidewalk is available. Despite this requirement, joggers and walkers frequently are seen using paved streets and bike lanes. The result can be deadly. In the past two years, two people were killed in Chandler and another injured while running or walking in a bike lane.

.....

The estimated population for the City of Chandler as of Feb. 1, 2016, is 251,163 (+538 from last month).

Join the Mayor's Listening Tour on April 4

Mayor Jay Tibshraeny will join Chandler's Neighborhood Advisory Committee (NAC) Tuesday, April 4, 2017, in hosting a neighborhood meeting as part of a "Mayor's Listening Tour."

The tour is designed to engage residents in conversations about the challenges they face within their neighborhoods and provide them with information on City resources and services available to them. The meeting will begin at 7 p.m. at San Marcos Elementary School, which is located at 451 W. Frye Rd.

For more information, contact the Neighborhood Programs Office at 480-782-4300.

Mayor announces "Uptown Chandler" brand



During his recent State of the City address, Mayor Jay Tibshraeny announced the launch of "Uptown Chandler," a new branding initiative for one of the City's major employment corridors.

The effort is being driven by key stakeholders and City staff to promote business and lifestyle opportunities in the corridor. Uptown Chandler encompasses approximately four square miles of the City, extending from Alma School Road to Hamilton Street, and from Ray Road to the northern city limits.

The area also is home to high-performing schools, eclectic neighborhoods, active lifestyles and a vibrant shopping and dining scene. Throughout the year, residents will see photos, videos and business profiles on social media showcasing the best of Uptown Chandler.

Businesses located in Uptown Chandler are encouraged to contact Michael Winer with the City's Economic Development Division at michael.winer@chandleraz.gov to receive a free window decal featuring the Uptown Chandler logo. For more information, visit chandleraz.gov/uptown.

Chandler Fire reminds "Eye-to-Eye to Supervise"

The Chandler Fire, Health & Medical Department reminds residents to never leave a child unattended in or near any pool, tub or other body of water. Remember "Eye-to-Eye to Supervise." You can prevent a water tragedy by being or designating a "Water Watcher." Always have eye-to-eye contact with anyone you are watching in or around any kind of water, and don't allow anything to distract you.

Your home also should use effective barriers, such as a pool fence, plus self-closing, self-latching and locking mechanisms on gates and doors. You should know how to swim and teach age-appropriate children to swim. Everyone should learn Cardiopulmonary Resuscitation (CPR).

The fact is drownings are preventable. Please help the Chandler Fire, Health & Medical Department stop the pain of child drownings.

Follow us on Twitter at: www.twitter.com/cityofchandler,
or on Facebook: www.facebook.com/cityofchandleraz

2015-16 City of Chandler Financial Report Summary

Dear Chandler Resident:

This financial report summary provides information concerning the financial condition of the City of Chandler for the fiscal year ending June 30, 2016. This information is principally extracted from Chandler's Comprehensive Annual Financial Report (CAFR), upon which our auditor, Heinfeld, Meech & Co., has issued its audit report.

In addition, I am pleased to inform you that Chandler again has received the prestigious Certificate of Achievement for Excellence in Financial Reporting Award from the Government Finance Officers Association of the United States and Canada for our June 30, 2015 financial report. A copy of the award is included in the June 2016 CAFR, and the City is proud to have received the award for the 34th consecutive year. The award is reflective of the City's commitment to provide citizens with a complete and fair presentation of our financial affairs. Copies of Chandler's CAFR can be obtained from the Management Services Department, 175 S. Arizona Ave. The report also can be reviewed at either the City Clerk's Office, the Downtown Chandler Public Library or on the Web at chandleraz.gov.

Also included in this financial report summary is information concerning Chandler's operating and capital budgets for the past and current fiscal year. Chandler's budgeted programs and services represent our commitment of allocating City resources to maintain citizens' quality of life and prosperity in our community. Budget resources are programmed to meet the day-to-day requirements of the City, as well as to facilitate progress toward our long-range goals and programs. We will continue to provide our community with essential citizen services and fiscally conservative management of our finances.

Jay Tibshraeny
Mayor

The Fiscal Year 2016-17 Annual Budget and 2017-25 Capital Improvement Program are available at the Chandler Public Libraries, on the City's website at chandleraz.gov/budget and at the Chandler Budget Office, located at 175 S. Arizona Ave. Call 480-782-2252 for more information.

PROPERTY TAX

During the 2015-16 fiscal year, you paid \$11.90 per \$100 of assessed valuation in property taxes. Of this rate, only \$1.18 or 9.93 percent was levied by the City of Chandler.

In 2016-17, you will pay \$11.79 per \$100 of assessed valuation in property taxes, of which only \$1.16 or 9.84 percent is levied by the City of Chandler.

In other words, only 10 cents of each property tax dollar will be for City purposes in Fiscal Year 2016-17.

Distribution of the 2015-16 Property Tax Dollar:

0¢	22¢	68¢	10¢
State of Arizona	County, Flood Control, and Central Arizona Project	Chandler Unified School District & Maricopa Community College District	City of Chandler

For information on districts other than Chandler, call 480-782-2333.

STATEMENT OF NET ASSETS

ASSETS	June 30, 2016
Cash and Investments	\$ 646,912,596
Receivables	36,068,785
Inventories	1,075,589
Investment in Joint Venture	59,317,819
Capital Assets, Net	1,475,554,857
Other Assets	432,767
Total Assets	2,219,362,413

DEFERRED OUTFLOWS OF RESOURCES

Deferred Outflows of Pension Plan Items	43,965,776
Deferred Amounts on Refundings	19,939,474

LIABILITIES

Accounts Payable	17,889,313
Accrued Payroll	2,475,843
Trust Liabilities and Deposits	11,904,240
Accrued Interest	11,425,580
Compensated Absences	11,438,470
Net Pension Liability	235,614,901
Other Post Employment Benefits	23,920,633
Bonds Payable	614,901,176
Landfill Closure and Postclosure	4,340,000
Claims and Judgements Payable	6,432,298
Other Liabilities	1,272,040
Total Liabilities	941,614,494

NET POSITION

Invested in Capital Assets	921,843,547
Restricted	153,133,648
Unrestricted	252,934,215
Total Net Position	\$1,327,911,410

GENERAL GOVERNMENT PROPERTY, PLANT AND EQUIPMENT

	June 30, 2016	June 30, 2015
Land	\$ 85,355,474	\$ 85,355,474
Infrastructure and Streets	666,363,540	657,725,995
Buildings and Improvements	390,195,526	381,607,870
Machinery and Equipment	84,281,840	78,538,352
Construction in Progress	68,650,481	61,541,490
	<u>\$1,294,846,861</u>	<u>\$1,264,769,181</u>

SUMMARY OF GENERAL GOVERNMENTAL CAPITAL IMPROVEMENT ACTIVITY

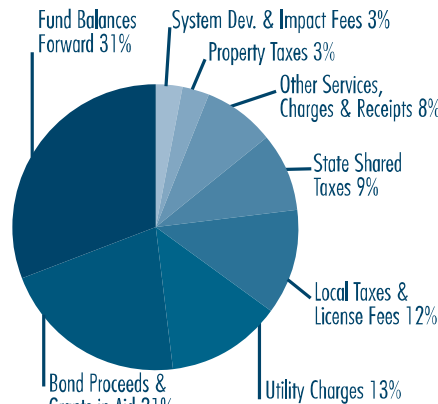
	June 30, 2015	Additions	Deletions	June 30, 2016
General Government	\$ 136,452,420	\$ 4,492,115	\$ (92,602)	\$ 140,851,933
Public Safety	116,885,949	3,455,736	(1,174,614)	119,167,071
Community Services	248,002,356	6,528,200	(264,143)	254,284,413
Transportation & Devel.	701,886,966	10,826,003	(820,006)	711,892,963
Construction in Progress	61,541,490	22,204,961	(15,095,970)	68,650,481
	<u>\$1,264,769,181</u>	<u>\$ 77,226,117</u>	<u>\$(17,429,335)</u>	<u>\$ 1,294,846,861</u>

2015-16 City of Chandler Financial Report Summary (cont.)

City of Chandler Budget for Fiscal Year 2015-16

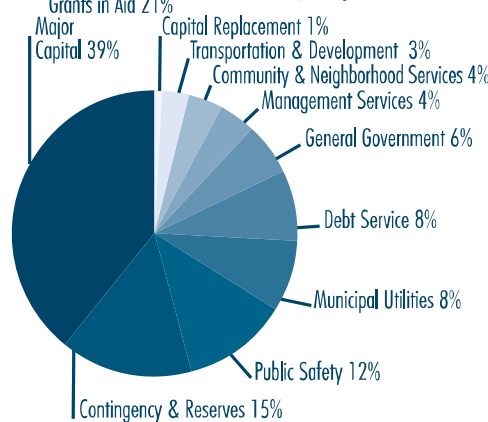
Where the Money Comes From:

Local Taxes & License Fees	\$106,733,550
State Shared Taxes	77,236,793
Utility Charges	121,302,249
System Dev. & Impact Fees	25,638,500
Other Services, Charges & Receipts ⁽¹⁾	71,832,435
Property Taxes	28,420,000
Bond Proceeds & Grants in Aid	193,378,722
Fund Balances Forward	286,071,768
Total	\$ 910,614,017



Where the Money Goes:

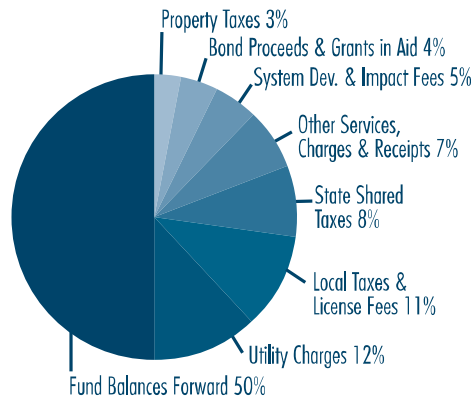
General Government	\$ 53,976,561
Management Services	41,131,677
Community & Neighborhood Svcs.	36,759,329
Public Safety	111,361,986
Transportation & Development	28,100,582
Municipal Utilities	71,458,996
Capital Replacement	8,826,220
Debt Service	71,430,443
Contingency & Reserves	133,868,146
Capital - Major	353,700,077
Total	\$ 910,614,017



City of Chandler Budget for Fiscal Year 2016-17

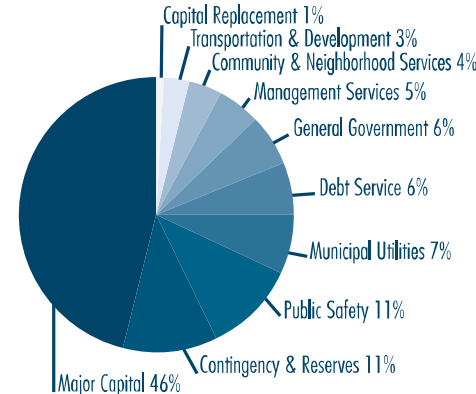
Where the Money Comes From:

Local Taxes & License Fees	\$110,025,800
State Shared Taxes	77,977,071
Utility Charges	120,442,360
System Dev. & Impact Fees	47,010,700
Other Services, Charges & Receipts ⁽¹⁾	66,633,439
Property Taxes	29,976,020
Bond Proceeds & Grants in Aid	35,683,322
Fund Balances Forward	483,501,895
Total	\$ 971,250,607



Where the Money Goes:

General Government	\$ 57,295,062
Management Services	45,582,003
Community & Neighborhood Svcs.	37,447,697
Public Safety	107,594,412
Transportation & Development	28,788,967
Municipal Utilities	71,833,055
Capital Replacement	8,858,918
Debt Service	59,454,061
Contingency & Reserves	108,159,878
Capital - Major	446,236,554
Total	\$ 971,250,607



SUMMARY OF 2016-17 BUDGETED MAJOR CAPITAL IMPROVEMENTS

General Government	\$ 17,841,236
Airport	3,955,685
Community & Neighborhood Services	
Parks/Recreation	3,872,700
Public Safety	
Police	10,782,713
Fire, Health & Medical	5,968,300
Transportation & Development	
Streets/Traffic	35,480,846
Municipal Utilities	
Water	49,307,059
Wastewater	12,120,000
Solid Waste	0
Total	\$139,328,539



Why is it important to Shop Chandler? Sales taxes from the money you spend in Chandler help support City services, such as Police and Fire, road improvements and neighborhoods. These taxes also support a quality of life enhanced by parks, sports fields, trails, pools and recreation programs.

And it's more important than ever to support local businesses. Whether it's a large purchase, or a quick stop in the grocery store, where you choose to shop makes a difference. Chandler residents enjoy a wide variety of shopping, but those businesses rely on your support.

Shopping in Chandler also helps support many local non-profit groups. Many youth organizations, food banks and social service agencies rely on the support of the City of Chandler and donations from business owners. Visit chandleraz.gov/shop.

(1) In FY2015-16, the Other Services, Charges & Receipts includes Wastewater Fund reimbursement revenue of \$9,071,921 for the Intel Plant Expansion. Intel will reimburse the City for the utility infrastructure costs initially paid by the City. In FY2016-17, this same category includes Wastewater Fund reimbursement revenue of \$2,534,358 for the same project.

Trash & Recycling Collection Change

REMINDER: Trash and recycling collection days for some residents are changing effective Monday, March 6, 2017.

Residents affected by this change received a letter and postcard in late February. Should you have questions about this change or want to confirm your collection days, visit chandleraz.gov/recycle, or call Solid Waste Services at 480-782-3510.

Trash and recycling cans must be at the curb no later than 6 a.m. on the scheduled collection day to ensure trash and recycling containers are emptied.

Containers are serviced between the hours of 6 a.m. and 5 p.m. Collection times vary due to load capacity, traffic, road construction, and weather conditions.



Need to schedule a bulk pick up?

Residents paying for city-provided solid waste services can schedule a free recycling and/or trash bulk pick up at their front curb every six weeks. Residents can also self-haul to the Recycling-Solid Waste Collection Center throughout the year. For more details call 480-782-3510.

Spring time events

Spring officially begins March 20 -- a time when Arizona residents usually head outdoors before summer returns and temperatures escalate. Here in Chandler, there are many outdoor opportunities to enjoy springtime events:

You don't want to miss the Chandler Jazz Festival, March 31 - April 1, 2017. The popular event attracts some of the best national and local Jazz performers to Downtown Chandler. The festival will be held at the Dr. A.J. Chandler Park - Stage Plaza (178 E. Commonwealth Ave.).

The annual Chandler Family Bike Ride is back! The 7.8-mile ride is free and will be held Sat., April 1, 2017. The ride starts and ends at the Chandler Park and Ride (2100 S. Hamilton St.). Find more information at chandleraz.gov/transit or call 480-782-3442.

The Family Easter Celebration takes place at Snedigar Recreation Center (4500 S. Basha Rd.) from 9 a.m. to noon, Sat., Apr. 15, 2017. This egg-citing event is fun for every age with egg scrambles, face painting, candy, games and more.

April calendar highlights

- 1 The von Trapps, Center for the Arts, 480-782-2680
- 1 Chandler Jazz Festival, Dr. A.J. Chandler Park, 480-782-2735
- 1 Chandler Family Bike Ride, 480-782-3442
- 4 Mayor's Listening Tour, San Marcos Elementary, 480-782-4354
- 8 Recycled Percussion, Center for the Arts, 480-782-2680
- 8, 22, 29 Vision Kidz, Vision Gallery, 480-782-2697
- 8 STEM Saturday, Tumbleweed Ranch, 480-782-2717
- 9 Classic Albums Live -- Ziggy Stardust, Center for the Arts, 480-782-2680
- 13, 27 City Council meetings, Council Chambers, 480-782-2180
- 15 Family Easter Celebration, Snedigar Park, 480-782-2735
- 21 Break Time magazine available, 480-782-2727
- 22 Creating Peace From Conflict, Center for the Arts, 480-782-2751
- 28 Chandler Historical Society Luncheon, San Marcos Resort, 480-782-2717

Call the Special Events hotline at 480-782-2735, or go to chandleraz.gov for more details.

The award-winning CityScope newsletter is published monthly by the City of Chandler Communications & Public Affairs Department. 175 S. Arizona Ave. • Chandler, AZ 85225
Editor: Jennifer Honea • 480-782-2398

Your City officials want input on how to build a better community. Visit chandleraz.gov and submit your comments on the "Contact Us" link.



Tune in to the Chandler Channel for live coverage and replays of meetings, bulletin board announcements, original programming and more.

Go to chandleraz.gov for current meeting information.

In accordance with the Americans with Disabilities Act, this publication can be made available in an alternative format, if requested. It can also be made available in Spanish.

Si desea esta información en español por favor llame al teléfono 480-782-2000.



Chandler City Council -- Front row, from left: Vice Mayor Kevin Hartke, Mayor Jay Tibshraeny and Councilmember Nora Ellen. Back row, from left: Councilmember Sam Huang, Councilmember Terry Roe, Councilmember Mark Stewart and Councilmember René Lopez.

The Mayor & Council can be contacted at 480-782-2200.