












Fire Safety Self-Inspection Checklist [Sprinkler Equipped]

Room # _____

Teacher: _____

Fall Verified	Spring Verified	#	Inspection Item	Examples of hazards
		1.)	Use only UL listed power strips, plugged directly into wall outlet. Multi-plugs and extension cords are not permitted.	
		2.)	All electrical outlets should be uncovered, unbroken, and free of decorations.	
		3.)	All fabric that is used in a classroom must be professionally treated for flame resistance. Washing the materials removes the treatment and the fabric will need to be retreated with a new certificate. Certificates should be turned into the school's front office. Place a label on the material with date treated, expiration date, and who treated it.	
		4.)	Maintain all exits free and clear from obstructions.	
		5.)	Exit doors shall be visible. Do not decorate exit doors.	
		6.)	Combustible materials and decorations that are not teaching materials or student artwork are limited to 10% of each wall.	
		7.)	Do not cover more than 50% of each wall with any combustible materials such as teaching materials or student artwork.	
		8.)	No decorations hanging from the ceiling or midair.	
		9.)	Don't stack items closer than 18" to the ceiling and sprinkler heads.	

Fall Verified Date: _____

Verifier Name: _____

Spring Verified Date: _____

Verifier Name: _____