












## Fire Safety Self-Inspection Checklist [Custodian]





Room # \_\_\_\_\_

Teacher: \_\_\_\_\_

Fall Verified	Spring Verified	#	Inspection Item	Examples of hazards
		1.)	Corridors shall be free and clear of any obstructions.	
		2.)	Provide annual confidence testing on fire alarm systems, fire sprinkler systems, and fire extinguishers.	
		3.)	Don't store materials within 36" of electrical panels.	
		4.)	Fire alarm panel and devices shall be free and clear of any obstructions. Fire extinguishers should be visible and accessible.	
		5.)	Maintain 36" clearance around electrical and mechanical equipment. Don't store combustibles in electrical/mechanical rooms.	
		6.)	Store hazardous materials per manufacture specifications. Maintain Material Safety Data Sheet and Hazardous Materials Inventory Sheet onsite.	
		7.)	Repair all holes in sheetrock to meet the rated construction. Replace ceiling tiles. Fire caulk all fire penetrations.	
		8.)	Fire doors shall not be blocked, obstructed, or otherwise made inoperable.	
		9.)	Keep all junction boxes covered. Replace fixtures immediately and do no leave exposed wires.	



## Fire Safety Self-Inspection Checklist [Custodian]

Fall Verified	Spring Verified	#	Inspection Item	Examples of hazards
		10.)	All exterior gates and egress doors shall be readily operable from the egress side without the use of a key or special knowledge or effort.	
		11.)	No more than 20% of each corridor wall can have combustibles of any kind.	
		12.)	Keep fire lanes free and clear of all obstructions. No parking is permitted in a fire lane at any time.	
		13.)	Fire risers shall be free and clear of any obstructions.	

Fall Verified Date: \_\_\_\_\_ Verifier Name: \_\_\_\_\_

Spring Verified Date: \_\_\_\_\_ Verifier Name: \_\_\_\_\_